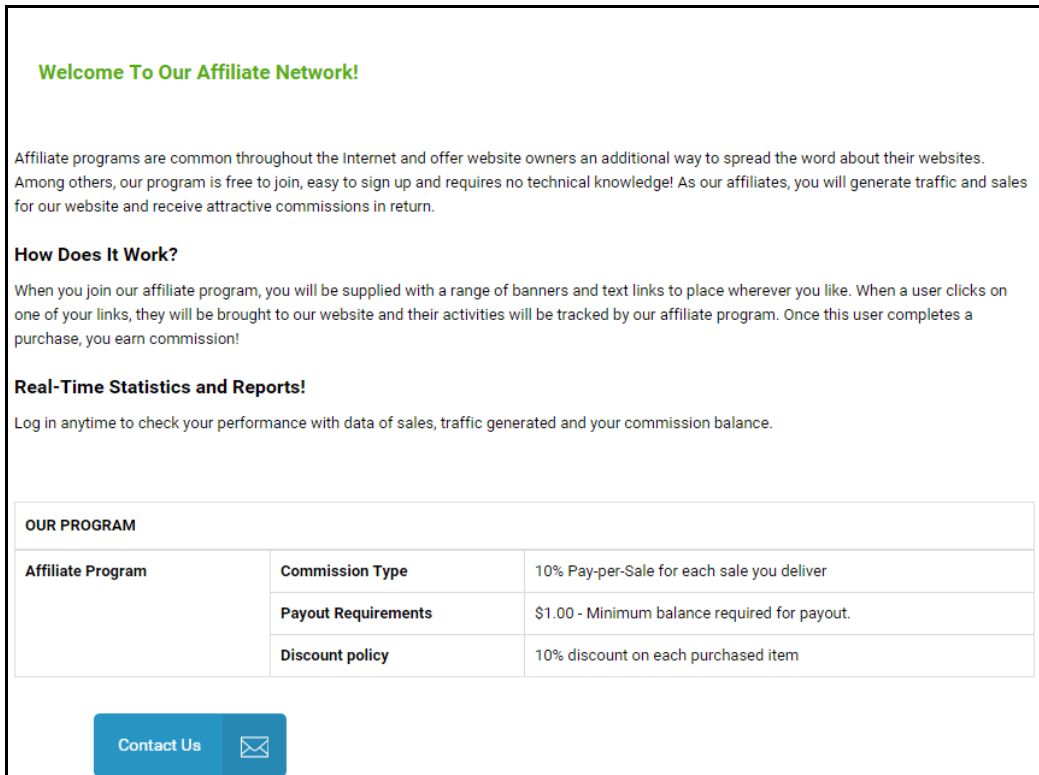


User Guide

1. Click the affiliate's link in the footer to access to the Affiliate Home page.



Welcome To Our Affiliate Network!

Affiliate programs are common throughout the Internet and offer website owners an additional way to spread the word about their websites. Among others, our program is free to join, easy to sign up and requires no technical knowledge! As our affiliates, you will generate traffic and sales for our website and receive attractive commissions in return.


How Does It Work?

When you join our affiliate program, you will be supplied with a range of banners and text links to place wherever you like. When a user clicks on one of your links, they will be brought to our website and their activities will be tracked by our affiliate program. Once this user completes a purchase, you earn commission!

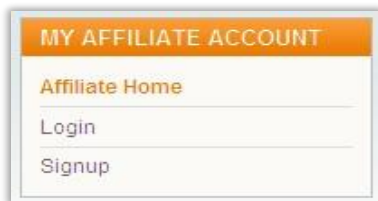
Real-Time Statistics and Reports!

Log in anytime to check your performance with data of sales, traffic generated and your commission balance.

OUR PROGRAM		
Affiliate Program	Commission Type	10% Pay-per-Sale for each sale you deliver
	Payout Requirements	\$1.00 - Minimum balance required for payout.
	Discount policy	10% discount on each purchased item

[Contact Us](#) 

2. Customers can view the link to sign up for an affiliate program on the left of the welcome page.

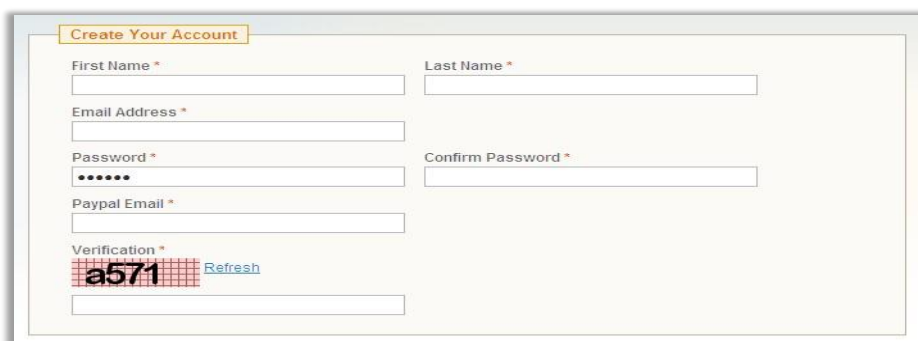


MY AFFILIATE ACCOUNT

- Affiliate Home
- Login
- Signup

3. When customers click on this link, the system will show the Affiliate sign-up page. They can log in using their existing accounts or create a new account.

- Form 1: When Customer have not logged in:




Create Your Account

First Name * Last Name *

Email Address *

Password * Confirm Password *

Paypal Email *

Verification * 

- Form 2: When Customers finish login:

- If a customer already has an account on your site, the affiliate system will require them to log in:

After clicking on the **Login** link, the system will be redirected to the Affiliate login page.

4. After providing all the required information, affiliates should click on the **Save** button to complete the registration.
5. After logging in the system, customers can view their affiliate information in a common page where they will see the various menus of the Affiliate program, including the Affiliate homepage, Banners & Links, Commissions, Withdrawals, Traffic, and Settings.
6. Customer can choose to create a personal link or put the existing banner on their own website, blog or other medium.